



Price Page

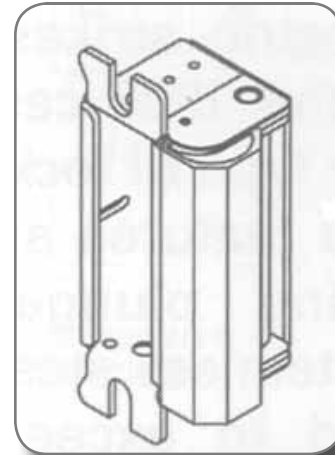
# HES

Vendor Site


## 1006 - Series Electric Strike

### Features:

- Innovative dual interlocking plunger
- Stainless steel construction
- Electrical .45 amps @ 12 VDC  
.25 amps @ 24 VDC
- 3000 lb static strength
- Dual voltage, field selectable, 12 or 24 VDC
- Internally mounted solenoid fail secure
- Non handed



### Face Plate Options:



#### AD

For Use with mortise locksets with a normally extended 1" deadbolt without a deadlatch.  
Compatible Locksets: Sargent (7700 & 8100 series), Schlage, Yale (8700)



#### KD

For use with Schlage, Sargent (8100), Yale mortise locks.  
Mortise locksets with deadlatch positioned above the latch bolt.



#### ND

For use with Schlage, Sargent (8100), Yale mortise locks.  
Mortise locks where the deadbolt is used for night latch function only.




#### J

For use with cylindrical locksets up to 3/4" throw and all locksets with center lined belts.  
Compatible with Arrow, Best, Corbin, Falcon, Russwin, Sargent, Schlage, Yale



#### KM

For use with Best, Corbin, Falcon, Sargent (8200).  
Mortise locks with a deadlatch positioned below the latch bolt.



#### NM

For use with Corbin, Falcon, Sargent (8200).  
Mortise locksets with a deadlatch positioned below the latch bolt and where dead bolt is used for night latch function only.



#### J-2

For use with cylindrical locksets with up to a 3/4" throw, in wood frame applications.



#### TD

For use with mortise locks with a normally extended 1" deadbolt and a center-liner.  
For SCH, SGT, YALE

### Stocked Product

Body: 630  
Face plate: 630  
J2: 613, 630  
TD: 613,630



Price Page

**HES**


Vendor Site

## 2005 Smart / Pac


2005 is an in-line power control that is able to receive input voltages from 12 or 24 VAC or VDC. Has a built-in bridge rectifier and provides 12 to 24 VDC output.

### Features:

- Inline fuse
- MOV to protect against surges
- 2 to 8 second adjustable timer



## 4500 - Series Low Profile Fire Rated Strike



### Features:

- 1-3/8" depth for installation in 2" frames with 1/2" drywall penetration
- 3000 lb static strength
- Heavy duty stainless steel construction
- 5 year limited warranty

### Specifications:

- UL 10C 3 hour fire rated in fail secure mode
- BHMA 156.31 Grade 1

### Stocked Product

Finish: 630



Price Page


# HES

Vendor Site

## 5000/5200 - Series Electric Strike

### Features:

- Dual voltage 12 or 24 VDC/VAC
- Field selectable fail secure / fail safe
- Forcing strength rating 1,500 lbs
- Dynamic force rating 70ft-lbs
- Endurance rating 250,000 cycles (factory tested to over 1,000,000)
- Internally mounted solenoid
- Non-handed
- Trim enhancer (goof plate) included
- Five year warranty
- Strike Body Depth 1-1/16"



- In-frame horizontal adjustability
- Heavy duty - for use with up to 3/4" latchbolts
- Dual voltage 12 or 24 VDC/VAC
- Field selectable fail secure / fail safe
- Forcing strength rating 1,500 lbs
- Dynamic force rating 70ft-lbs
- Endurance rating 250,000 cycles (factory tested to over 1,000,000)
- Internally mounted solenoid
- Non-handed
- Trim enhancer (goof plate) included
- Five year warranty
- Strike Body Depth 1-3/16"



### Stocked Product

5000 and 5200 finish: 630  
 501 face plate finish 630  
 501A face plate finish: 613, 630  
 503 face plate finish: 613, 630



**503**  
For use with cylindrical locksets. For use with latchbolts up to 1/2" throw. Includes universal mounting tabs. Aluminum frames.



**501**  
Square corner, flat face plate.  
For use with cylindrical locksets in ANSI metal jambs.  
For use with latch bolts up to 1/2" throw



**501A**  
Radius corner, flat face plate.  
For use with cylindrical locksets. For use with latch bolts up to 1/2" throw includes universal mounting tabs. Aluminum frames



Price Page

## HES

Vendor Site

## Electric Strike

### 5900 - Series

This field selectable fail safe/fail secure unit requires no cutout on the frame for fast, easy installation. It accommodates 1/2-5/8" latchbolts (with 1/8" door gap). With patented vertical adjustability to accommodate door sag or misalignment, the 5900 sets the standard for concealed electric strikes.



#### Specifications

- ANSI/BHMA 156.31, Grade 1
- UL Pending
- Patented design

#### Electrical

- .24 Amps @12VDC
- .12 Amps @ 24VDC
- DC Continuous Duty/AC Intermittent Duty

#### Standard Features

- No cutting on frame required
- Vertical adjustability to accommodate door sag
- Tamper resistant

#### Stocked Product


Finish: 630

Faceplate Options:

591 - 4-7/8" x 1-1/4" square corner

### 9500 - Series (Fire Rated)

9500 series is the fire rated version of the 9600 series. Designed for use with 3' or 4' exit devices



#### Specifications:


- NFPA 252, ASTM E152
- UL 10C fire rated, 90 minutes (fail secure only)
- UL305
- Warnock Hersey UBC 7-297, UBC 7-294
- Electrical .45 Amps @ 12VDC  
.25 Amps @ 24VDC
- ANSI / BHMA 156.31 Grade 1
- NFPA Specification 252

#### Features of both:

- Dual voltage 12/24 VDC
- Heavy duty designed for 3' or 4' exit device
- Field selectable fail secure / fail safe
- Tamper resistant - heavy duty
- Completely surface mounted
- Non handed
- Horizontal lockdown screws
- Accommodates up to a 3/4" throw pullman latch
- 5 year warranty

### 9600 - Series (Non Fire Rated)

Designed for use with 3' or 4' exit devices



#### Specifications:

- UL1034 burglary-resistant rated
- ANSI/BHMA, 156.31 Grade 1 (#E09731, #E09732)
- Patented Design



rim exit devices



field selectable (12 or 24VDC)



field selectable fail secure/fail safe

#### Stocked Product

9500 Finish: 630

9600 Finish: 630